



PHRVR70 is a compact HRV specially designed for small residential and multi-residential applications such as condominiums and apartment buildings that require up to 70 CFM continuous principal ventilation. With its flexible and compact top port design incorporating the 5" oval collars with integrated airflow measurement and wall bracket, it can be installed in small spaces such as 24" closets or above the hot water heater. RESIDENTIAL USE ONLY

FEATURES

- 5" (125mm) oval duct connections with integrated airflow measurement
- Removable screw terminal for easy connection
- Lightweight: only 30 lbs (13.5 kg) including core
- Super compact size
- Top port design fits in tight spaces
- Includes wall bracket
- Aluminum heat recovery core
- Multiple speed operation
- Internal recirculation defrost

ACCESSORIES

- DIR-TS – Programmable Touch Screen Wall Control
- EDF1 – Multi-function control
- RTS5 – 20/40/60 minute Timer
- RTS20 – 20 minute over-ride
- MDEH1 – Dehumidistat
- EDF1R – Triple function wall control

PHRVR70

Heat Recovery Ventilator

Product#: 44910

SPECIFICATIONS

CASE 24 gauge galvanized steel. Baked powder-coated paint, antique white. Cabinet fully insulated with 1" (25 mm) aluminum foil-face high density polystyrene foam to prevent condensation and meet the requirements of the UL 94HF.

MOTORS Two (2) German-manufactured, factory-balanced ebm™ motors with backward curved blades. Motors come with permanently lubricated, sealed ball-bearings to guarantee long life and maintenance-free operation. Seven (7) year warranty.

CORE Aluminum heat recovery core configured for efficient cross-flow ventilation. Core is 8.5" x 8.5" (216 x 216 mm) with a 8" (205 mm) depth. Cores are designed to withstand extreme temperature variations.

FILTERS Two (2) Washable Electrostatic Panel Type Air Filters, 8.5" (216mm) x 8" (203mm) x 0.125" (3mm).

DEFROST A preset defrost sequence is activated at an outdoor temperature of 23° F (-5°C) and lower. During the defrost sequence, the fresh air is interrupted momentarily and indoor air is allowed to recirculate in the exchanger to maximize the effectiveness of the defrost strategy. The unit then returns to normal operation until the next defrost sequence.

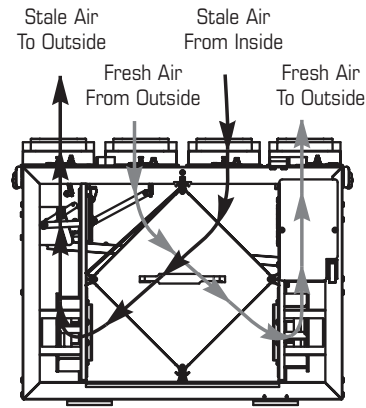
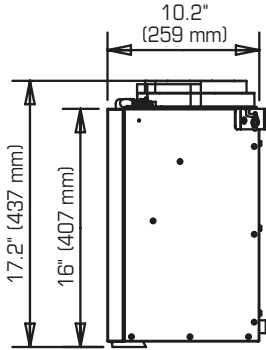
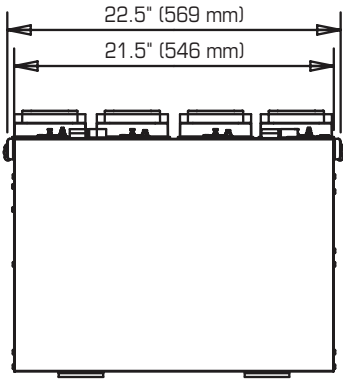
SERVICEABILITY Core, filters, motors and drain pan can be easily accessed through latched door. Core conveniently slides out on our new easy glide core guides. 10" (250mm) of clearance is recommended for removal of core.

DUCT CONNECTION 5" (125mm) Oval plastic duct connections integrated with balancing damper and balancing port.

DRAIN 1/2" (13mm) OD (outside diameter) drain spout provided, entire bottom of unit covered by pan.

WARRANTY Limited lifetime on aluminum core, 7 year on motors, and 5 year on parts.

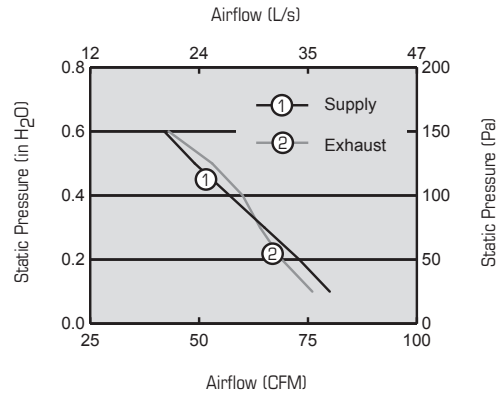
Dimensions & Airflow - All units feature three foot plug-in power cord with 3-prong plug.



- Continuous ventilation mode of supply and exhaust airstreams
- 10" (254mm) of clearance is recommended for removal of core

Ventilation Performance

EXT. STATIC PRESSURE	NET SUPPLY AIR FLOW		GROSS AIR FLOW SUPPLY EXHAUST				
	Pain wg	L/s	cfm	L/s	cfm	L/s	cfm
25	0.1	38	80	38	81	36	76
50	0.2	34	73	35	74	33	69
75	0.3	31	65	31	66	30	64
100	0.4	27	57	27	58	28	60
125	0.5	23	49	23	50	25	53
150	0.6	20	42	20	42	20	43



Energy Performance

	SUPPLY TEMPERATURE		NET AIRFLOW		POWER CONSUMED WATTS	SENSIBLE RECOVERY EFFICIENCY	APPARENT SENSIBLE EFFECTIVENESS
	°C	°F	L/s	cfm			
Heating	0	32	20	42	36	65	74
	0	32	30	64	48	63	72
	-25	-13	22	47	40	62	79
	-25	-13	33	71	56	62	80

Specifications and Ratings

- Model: PHRVR70
- Total assembled weight: 30 lbs (13.5 kg)
- Cabinet: 24 ga. steel w/powder coat finish
- Motors: ebm motors w/backward curved blades
- Filters: 2 washable electrostatic filters 8.5" (216mm) x 8" (205mm) x 0.125" (3mm)
- Insulated with 1" (25 mm) aluminum foil-face high density polystyrene foam to prevent condensation and meet the requirements of the UL 94HF.
- Core: Aluminum 8.5" (216mm) x 8.5" (216mm) x 8" (205mm)
- Supply & exhaust ducts: 5" (125mm) oval
- Mounting: Wall bracket included
- Electrical requirements:

Volts	Frequency	Amps	Watts
120V	60Hz	0.40A	48W

 3' plug-in power cord w/ 3-prong plug

Contacts

Submitted by: _____ Date: _____

Qty: _____ Model #: _____

Comments: _____

Project #: _____

Location: _____

Architect: _____

Engineer: _____

Contractor: _____

<p>Toronto 111 Staffern Drive Concord, ON, L4K 2R2 (T) 905.660.0033 (F) 905.660.8881 toronto@powrmatic.ca</p>	<p>London 1064 Hargrieve Road London, ON N6E 1P5 (T) 519.675.1491 (F) 519.675.4725 london@powrmatic.ca</p>	<p>Halifax 100, Wright Ave Dartmouth, NS, B3B 1L2 (T) 902.454.8684 (F) 902.453.5875 halifax@powrmatic.ca</p>
<p>Ottawa 1412 Star Top Rd Goucester, ON K1B 4V7 (T) 613.230.7160 (F) 613.230.0685 ottawa@powrmatic.ca</p>	<p>Québec 365, Fortin Vill-Vanier, QC G1M 1B2 (T) 418.683.2708 (F) 418.683.8860 quebec@powrmatic.ca</p>	<p>Montréal 9500 BLVD. Ray-Lawson Anjou, QC H1J 1L1 (T) 514.493.6400 (F) 514.493.8722 montreal@powrmatic.ca</p>

