



SUBMITTAL DATA SHEET

Job Name : _____ **Location:** _____

Purchaser: _____ **Engineer:** _____

Submitted to: _____ **Reference:** _____ **Approval:** _____

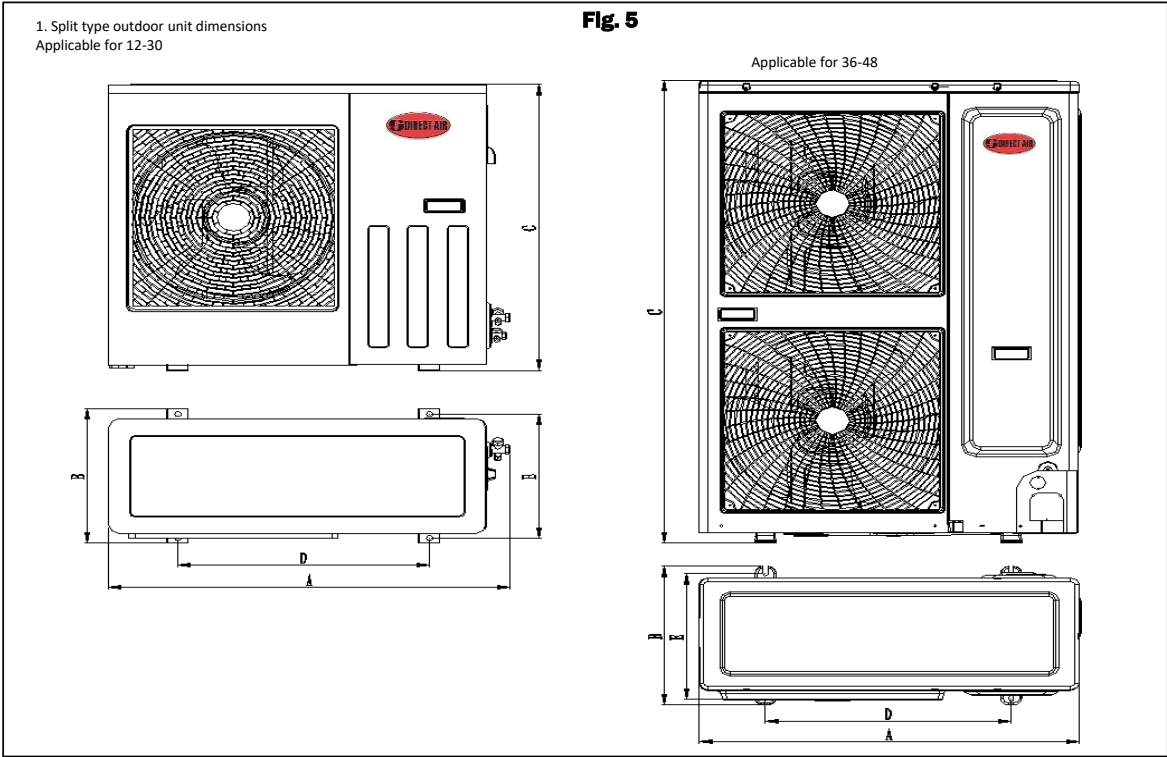
Phone: _____ **Email:** _____

Model No.	DIRG-12CN
Unit designation	
Qty	
Type	ROTARY compressor

Power supply		Ph-V-Hz	115V~ 60Hz, 1Ph
Cooling	Capacity	Btu/h	12000
	SEER		13
TOTAL LOAD		A	7.70
OUTDOOR FAN MOTOR LOAD		A	0.70
MINIMUM CIRCUIT AMPACITY		A	10.0
MAX.FUSE		A	15.0
Starting current		A	/
Compressor	Model		ASM100E11VEZ
	Type		ROTARY
	Brand		GMCC
	Capacity	Btu/h	11600 (at 1150V)
	Input	W	800 (at 115V)
	Rated current(RLA)	A	7.00 (at 115V)
	Locked rotor Amp(LRA)	A	49
	Thermal protector		UP3-27
	Thermal protector position		INTERNAL
	Capacitor	uF	70
Refrigerant oil/oil charge	ml	ESTEL OIL RB68 / 300	
Outdoor fan motor	Model		YDK-35-6H D
	Brand		Chigo
	Input	W	77
	Capacitor	uF	8
	Speed	r/min	910 / -- / --
Outdoor air flow		m3/h	2400
Outdoor noise level		dB(A)	54
Outdoor unit	Dimension(W*D*H)	mm	812x256x540
	Packing (W*D*H)	mm	920x335x585
	Net/Gross weight	Kg	39/41
Refrigerant type		Kg	R410A/1400g
Design pressure		Mpa	540/300 PSIG
Refrigerant piping	Liquid side/ Gas side	mm(inch)	Φ6.35/Φ12.7(1/4"/1/2")

*Due to Direct Air's policy of continous product improvement specifications are subject to change without notice

CONDENSING UNIT



MODEL	A	B	C	D	E
12	32.0	12.0	21.1	20.1	10.9
18	36.4	14.4	27.6	23.2	13.4
24	41.1	17.0	31.1	27.8	15.5
30	41.3	15.7	39.2	27.6	15.0
36&48	35.9	15.7	52.4	23.0	14.2

MODEL		12	18	24	30	36	48
POWER (outdoor)	PHASE	1Phase	1Phase	1Phase	1Phase	1Phase	1Phase
	VOLT	115V	208/230V	208/230V	208/230V	208/230V	208/230V
CIRCUIT BREAKER/FUSE(A)		15	10	15	25	30	40
MINIMUM CIRCUIT AMPACITY(A)		10	9	11	15	19	26

*Due to Direct Air's policy of continous product improvement specifications are subject to change without notice

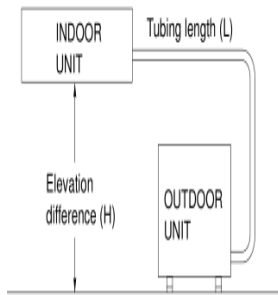


SUBMITTAL DATA SHEET

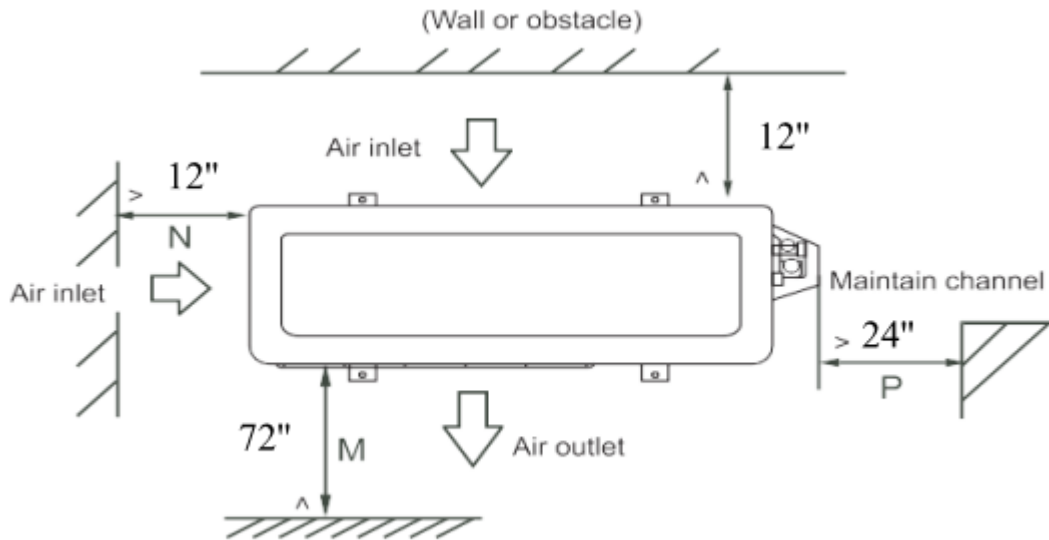
LINE SET INFO'S

Refrigerant Piping	Model number					
	DIRG-12CN	DIRG-18CN	DIRG-24CN	DIRG-30CN	DIRG-36CN	DIRG-48CN
Liquid-Gas (In)	1/4 - 1/2		3/8-5/8		3/8 - 3/4	
Max. Length (ft) *	82'			98'		
Max. Elevation (ft) **	33'			49'		

Minimum pipe length must not be less than 15 feet.
 "P" trap risers every 10 ft. when outdoor unit is installed above indoor unit.



CLEARANCES



*Due to Direct Air's policy of continuous product improvement specifications are subject to change without notice