



SUBMITTAL DATA SHEET

Job Name : _____ **Location:** _____

Purchaser: _____ **Engineer:** _____

Submitted to: _____ **Reference:** _____ **Approval:** _____

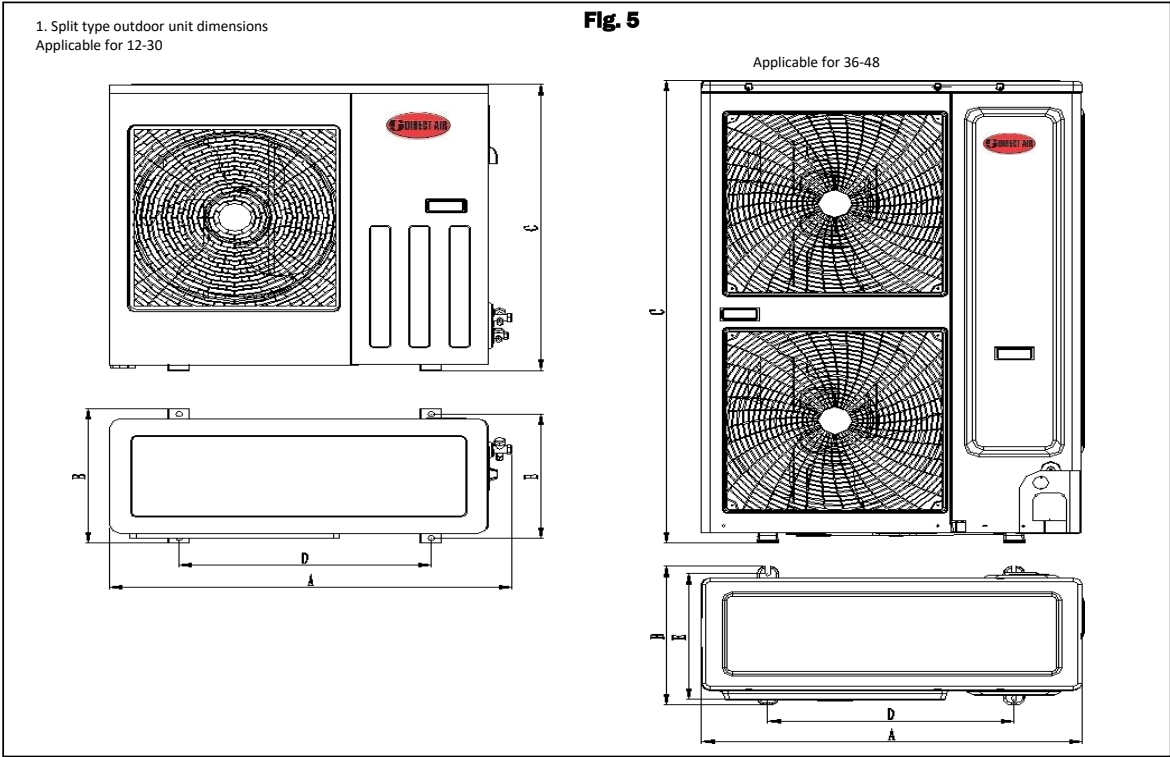
Phone: _____ **Email:** _____

Model No.	DIRG-48CN
Unit designation	
Qty	
Type	ROTARY compressor

Power supply		Ph-V-Hz	208/230V~ 60Hz, 1Ph
Cooling	Capacity	Btu/h	48000
	SEER		13
TOTAL LOAD		A	17.0
OUTDOOR FAN MOTOR LOAD		A	1.90
MINIMUM CIRCUIT AMPACITY		A	23
MAX.FUSE		A	30
Starting current		A	/
Compressor	Model		ZJ44KHE-PFB-502
	Type		SCROLL
	Brand		Copeland
	Capacity	Btu/h	45100 (at 230V)
	Input	W	4160 (at 230V)
	Rated current(RLA)	A	18.60 (at 230V)
	Locked rotor Amp(LRA)	A	121
	Thermal protector		----
	Thermal protector position		INTERNAL
	Capacitor	uF	60
Refrigerant oil/oil charge	ml	3MAF POE / 1242	
Outdoor fan motor	Model		YDK100-6D / YDK100-6D
	Brand		KAI BANG
	Input	W	220 / 220
	Capacitor	uF	5 / 5
	Speed	r/min	830 / -- / -- / 830 / -- / --
Outdoor air flow		m3/h	7000
Outdoor noise level		dB(A)	60
Outdoor unit	Dimension(W*D*H)	mm	911x400x1330
	Packing (W*D*H)	mm	964x402x1445
	Net/Gross weight	Kg	84/94
Refrigerant type		Kg	R410A/4100g
Design pressure		Mpa	540/300 PSIG
Refrigerant piping	Liquid side/ Gas side	mm(inch)	Φ9.52/Φ19(3/8"/3/4")

*Due to Direct Air's policy of continous product improvement specifications are subject to change without notice

CONDENSING UNIT



MODEL	A	B	C	D	E
12	32.0	12.0	21.1	20.1	10.9
18	36.4	14.4	27.6	23.2	13.4
24	41.1	17.0	31.1	27.8	15.5
30	41.3	15.7	39.2	27.6	15.0
36&48	35.9	15.7	52.4	23.0	14.2

MODEL		12	18	24	30	36	48
POWER (outdoor)	PHASE	1Phase	1Phase	1Phase	1Phase	1Phase	1Phase
	VOLT	115V	208/230V	208/230V	208/230V	208/230V	208/230V
CIRCUIT BREAKER/FUSE(A)		15	10	15	25	30	40
MINIMUM CIRCUIT AMPACITY(A)		10	9	11	15	19	26

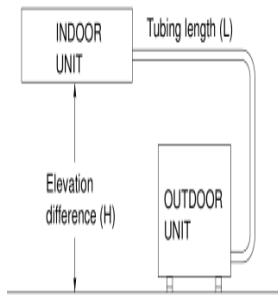
*Due to Direct Air's policy of continous product improvement specifications are subject to change without notice



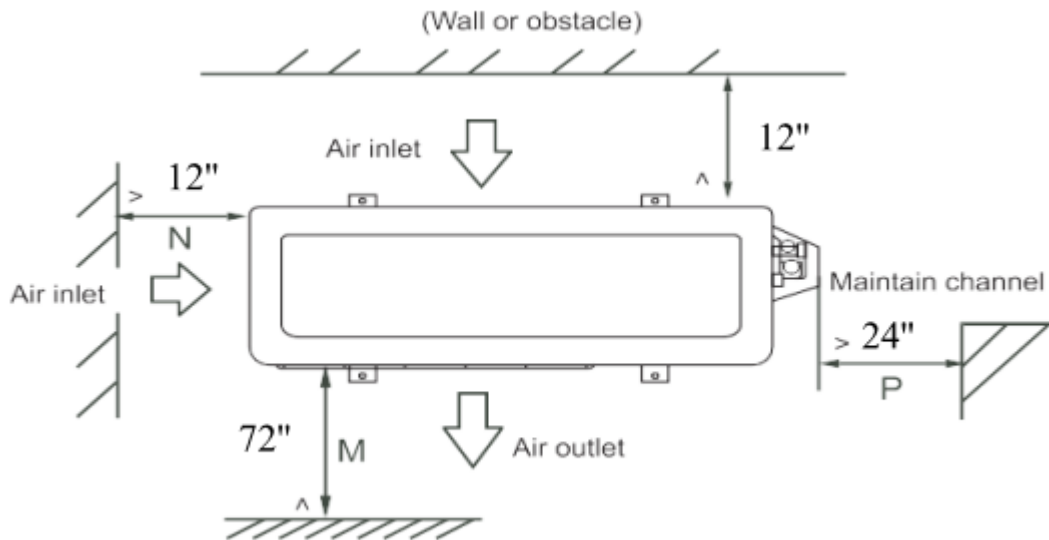
LINE SET INFO'S

Refrigerant Piping	Model number					
	DIRG-12CN	DIRG-18CN	DIRG-24CN	DIRG-30CN	DIRG-36CN	DIRG-48CN
Liquid-Gas (In)	1/4 - 1/2		3/8-5/8		3/8 - 3/4	
Max. Length (ft) *	82'			98'		
Max. Elevation (ft) **	33'			49'		

Minimum pipe length must not be less than 15 feet.
 "P" trap risers every 10 ft. when outdoor unit is installed above indoor unit.



CLEARANCES



*Due to Direct Air's policy of continuous product improvement specifications are subject to change without notice