



EDF5 Multi-Function Wall Control

EDF5 can only be installed with SHR/VHR (HRV) or SER/VER (ERV) Series

DIGITAL DISPLAY

Shows Indoor Humidity Level
This control will not read below 29% RH

DEHUMIDISTAT CONTROL

A Dehumidistat is ideal for use in energy efficient houses where indoor humidity (during the heating season) is higher than outdoor levels. High humidity is a major cause of structure damage and IAQ problems such as mold and mildew.

OVERRIDE TIMER

When pressed, unit will provide high speed ventilation for one 15, 30 or 60 minute period. Once the time elapsed the unit will return to its normal function. To move from one time to the other, continue pressing the timer button until you reach the desired time. This function goes from 15,30 to 60 minutes.

MAINTENANCE LIGHT

Light comes on when it's time to clean unit. This function will let you know when it's time to check your filters and core. To reset your filter light, after you've cleaned or replaced the filters, just push the power button and restart the unit. This will turn the light off and reset the clock for your filter check.

POWER

On/Off and Reset
This function is to turn your unit on or off, in the off position the damper is open and you will feel the cold outside air come in. To go from the on to off position just press once.

MODES

Select Intermittent, Recirculation or Continuous Ventilation Modes.

Recirculation

This function will circulate only the air in your home, and help you control your humid level.

Continuous

This function will exchange outside air with your stale air.

Intermittent

This function will put your unit on stand by and can be over ride by timer, air quality sensor, etc

To move from function to the other, continue pressing the mode button until you reach the desired function. This function goes from Recirculation, Continuous to Intermittent.

MODE SPEED

Set Unit to Low, Medium or High Speed.
To move from one speed to the other, continue pressing the speed button until you reach the desired speed. This function goes from high, medium to low.

EDF5 INTELLITEK MULTI-FUNCTION WALL CONTROL

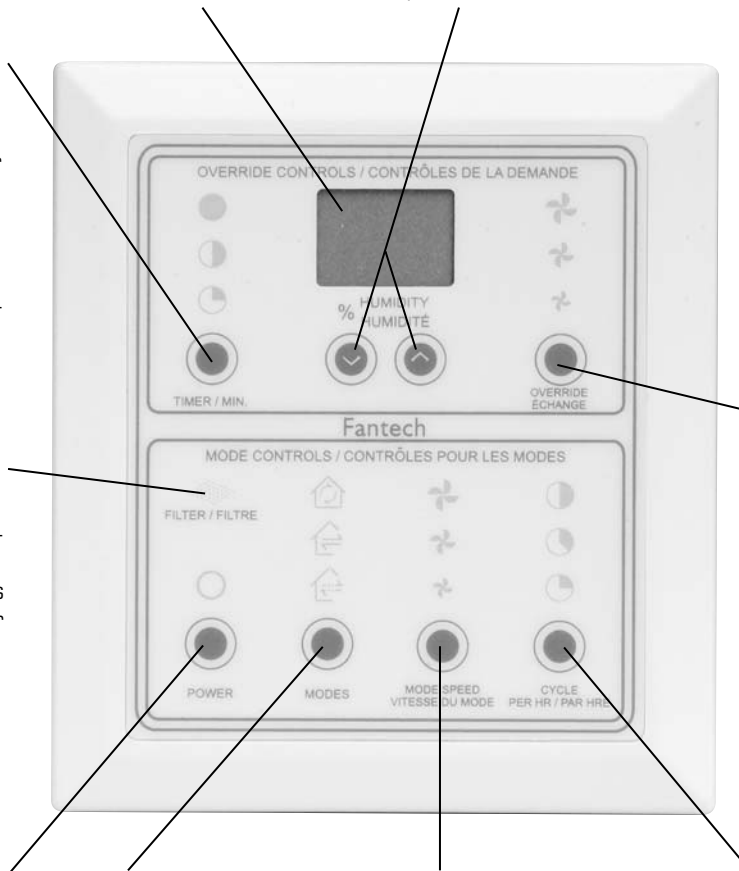
Control multiple functions of your Fantech SHR/VHR or SER/VER with one slimline wall control. Two wire connection simplifies installation. Use one EDF5 per SHR/VHR or SER/VER installed.

OVERRIDE SPEED CONTROL

Push to select override speed of unit. Your fan speed will have to be one speed higher then normal function. To move from one speed to the other, continue pressing the speed button until you reach the desired speed. This function goes from high, medium to low.

CYCLE CONTROL

Set unit to cycle on 15, 20, or 30 minutes every hour. This setting will help you to get fresh air for 15,20,30, per hour before returning to your pre set mode function. To move from one time to the other, continue pressing the time button until you reach the desired time. This function goes from 15,20 to 30 cycle per hours.





EXAMPLE

To go to continues low speed to recirculation high speed. Simply go to the mode button and press ounce and it will go to recirculation mode, go to the speed button and press ounce to activate to high speed.

How to use the multi-function control



Example

You wish to run your unit continuously at low speed and have the dehumidistat override in high speed when the % of relative humidity exceeds 45 %.

1. Make sure the control is on. The light above the power button should be on.
2. Press the "modes" button until  is lit.
3. Press the "mode speed" until the small fan  is lit.

You have set your unit to run continuously at low speed.

To set the dehumidistat:

1. Press  to activate the humidity setting, then press again until you see 45 %. The dehumidistat will now override when the % of relative humidity exceeds 45 %.
2. Press "override" button until the large fan  is lit. The dehumidistat will then override in high speed.

Once the demand from the dehumidistat is met the machine will resume continuous operation in low speed.



Fantech

United States

1712 Northgate Blvd.,
Sarasota, FL. 34234
Phone: 800.747.1762; 941.309.6000
Fax: 800.487.9915; 941.309.6099
www.fantech.net; info@fantech.net

Canada

50 Kanalfakt Way,
Bouctouche, NB E4S 3M5
Phone: 800.565.3548; 506.743.9500
Fax: 800.747.8116; 506.743.9600
www.fantech.ca; info@fantech.ca

Art.#: 301046
Rev Date: 082404